













Find dates and hours of operation in the park newspaper and on www.nps.gov/yell.

Accessibility We strive to make facilities, services, and programs accessible to all. Ask at visitor centers for a free guide to wheelchair-accessible places in the park, or visit the park website.

Emergencies Call 911

 Medical clinic

 Parking area (see detail maps at right)

-  Ranger station
-  Campground
-  Lodging
-  Food service
-  Picnic area
-  Store
-  Gas station (some have auto repair)
-  Recycling
-  Self-guiding trail or boardwalk
-  Horseback riding
-  Boat launch

